

Advancing Your Imaging Service Career

ICE 2025

IMAGING CONFERENCE & EXPO

FEBRUARY 22-24, 2025 • ORLANDO, FL

Presented by Brian Wilson, CBET, CRES.

ICE IMAGING
CONFERENCE
& EXPO

Where to begin?

Education

Certification

Mammo

Mammography System



Mammography System

- A typical mammography system is made up of three major components.
- X-Ray generator, to provide power to the tube assembly.
- Operator control console to operate the system and to set exposure parameters.
- Gantry / C-Arm stand. Houses the tube assembly and image receptor.

Nuclear Medicine

Nuclear Medicine



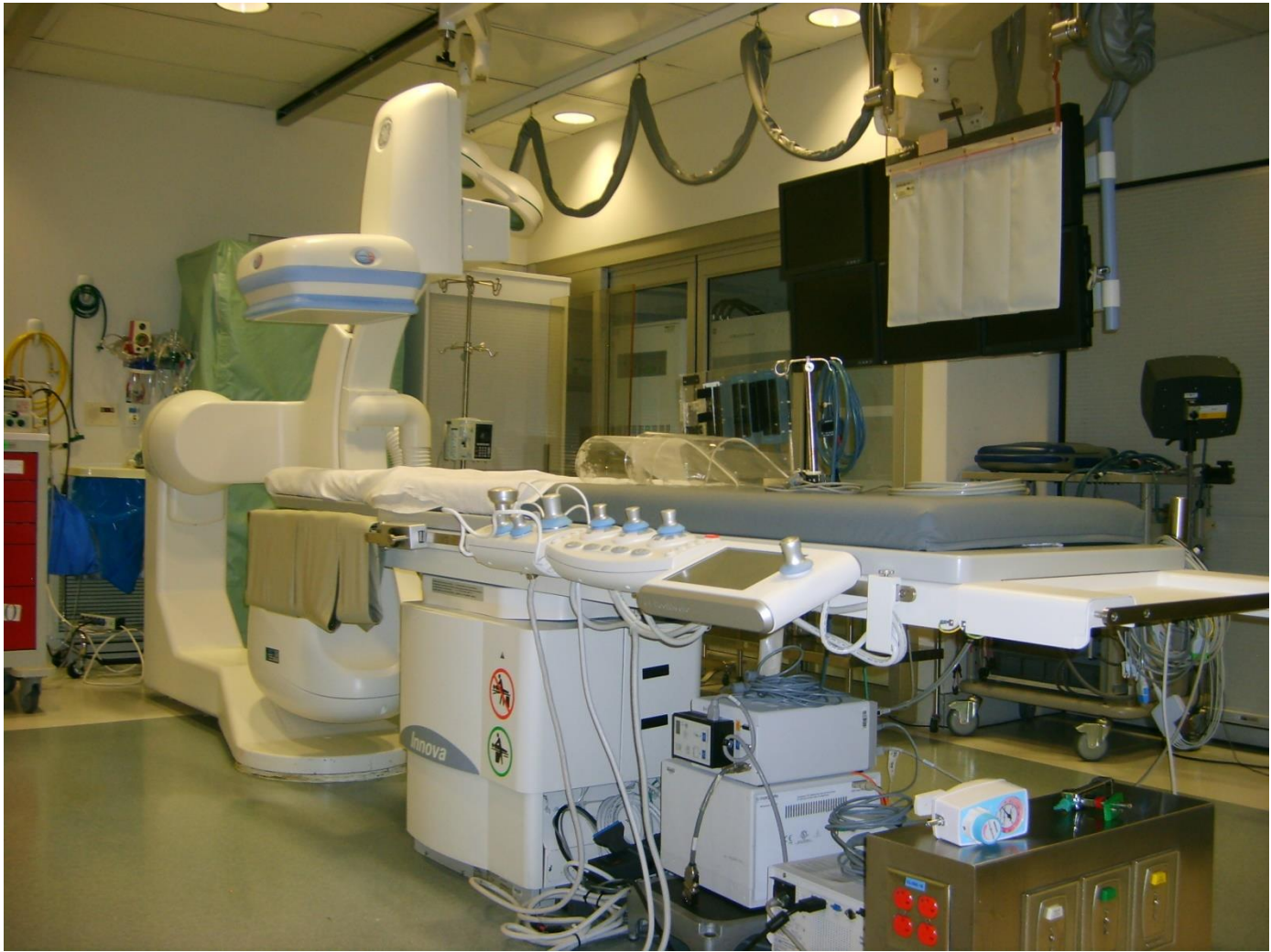


PET CT



Vascular










CT

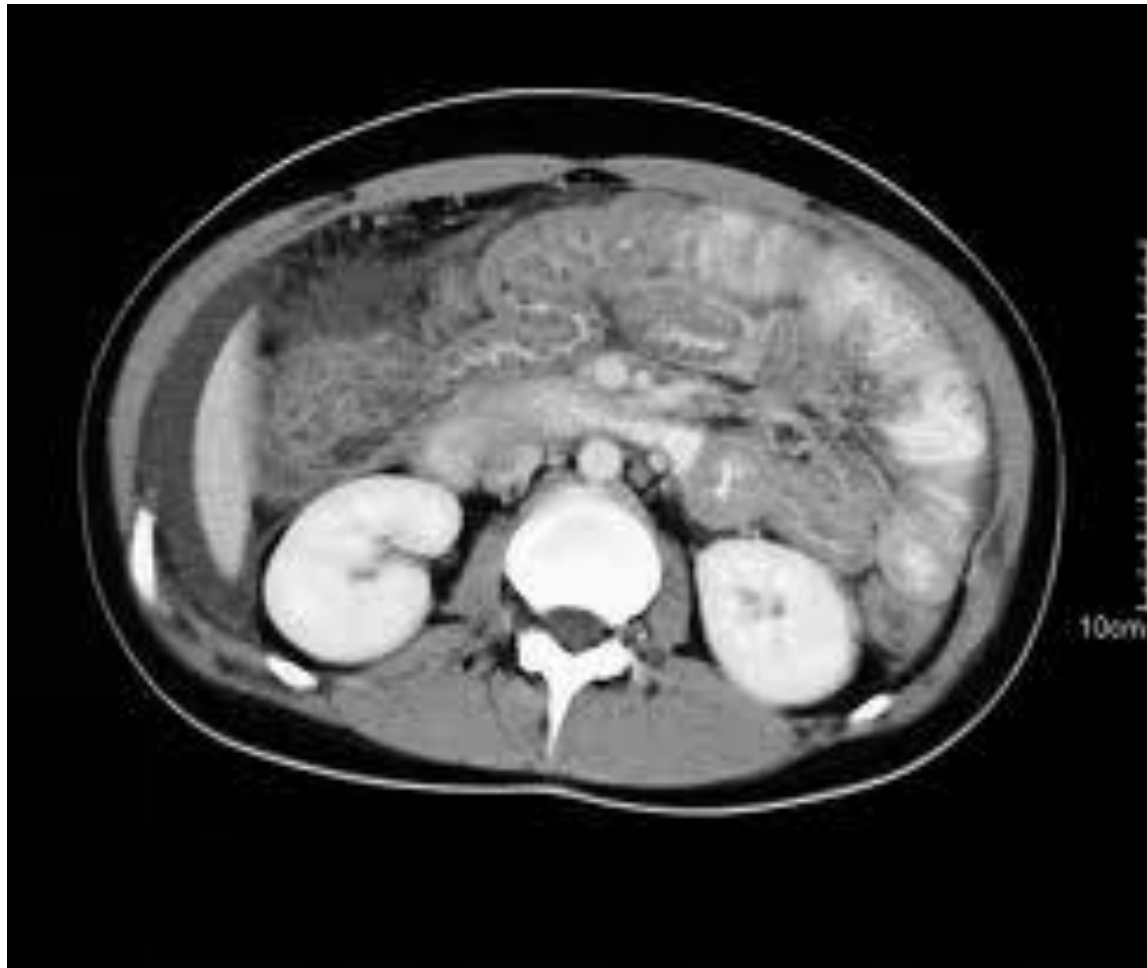
Computed Tomography (CT).



Computed Tomography

- Introduced in the early 1970's.
- Developed by a division of EMI Records.
- Was originally referred as a Computed Axial Tomography (CAT Scan).
- Now commonly referred as Computed Tomography (CT Scan).





MR

MR Unit



MR

- Magnetic Resonance Imaging – Is a imaging process that uses a magnetic field to produce scans of body structures.
- Does not expose the patient to ionizing radiation.
- Can give better resolution on soft tissue than traditional imaging techniques.
- MRI works best on tissues with lots of hydrogen atoms.



MR Coils

- Gradient Coils – adjust the main magnetic field.
- They are positioned in the x, y and z axis .
- They are the source of most of the noise that is associated with MR systems.
- They help maintain the magnetic field uniformity.



MR Coils

- Volume Coils – RF coils that surround the whole body or a specific region.
- Have better image resolution than surface coils.
- Volume coils can both transmit and receive signals.





Radiation Therapy

Radiation Therapy

- It uses computer controlled linear accelerators for precise treatment of cancerous tumors.
- It has found wide use in treating prostate cancer and tumors in the head and neck.
- It is now being used for limited treatment of breast cancer tumors.





Tech Support



Field Service



Modality Specialist



Manufacturer



Project Planning



Management



ICE2025

IMAGING CONFERENCE & EXPO

Thank You for Your Time!!!

Orlando, Florida

FEBRUARY 22-24, 2025